

Solutions to Safely 'Get Back to Work'

Enhance your Existing:
BENCHING • SIT STANDS • WORKSTATIONS



Social Distancing Screens Phase 4

Gateway's Social Distancing Screens act as a protective shield to help minimize the spread of germs. These are easy to clean and install. They require minimum-to-no reconfiguring! They are designed to work with any existing product, including Stretch Benching, Sit-Stand Desks, and Workstations. The Social Distancing Screens are meant to protect your environment by adding a barrier between people and preventing the spread. It is not meant to cure Covid-19. Please review your state guidelines and requirements. Gateway screens, brackets, and attachment hardware are designed to be easily installed in most industry standard applications. The dealer is responsible to understand how the product is being mounted on the product being enhanced. Please contact your market manager should you have any questions prior to specifying and order entry.

Applications



Free Standing

Use our clear acrylic Foot Kit or F Channel to safely stand anywhere!



Surface Mount

Use a variety of mounting options to apply to any surface; laminate, metal, glass or wood.



Independence

The Independence is a free standing full-height screen. This is also available with casters for easy mobility.



Panel Mount

There is a variety of mounting options to attach to any panel system like our L-Shape.

Materials



Clear Acrylic

Standard Clear Acrylic is $\frac{3}{8}$ " inch thick with radius corners and edges. It is cut and manufactured to order.

Custom sizes available




Finish Code	AC
Height	12" 16" 24" 30"
Width	24" 30" 36" 42" 48" 60" 72"

How to Apply



Surface Mount

Use our F Channel to apply to any surface; laminate, metal, glass or wood with VHB adhesive. Standard F Channel is 2" less than screen width to allow for intersecting.



Panel Mount

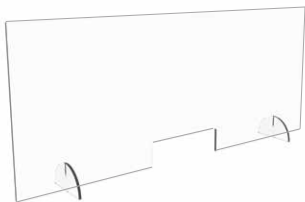
Use our F Channel to apply to any surface; laminate, metal, glass or wood with high bond adhesive.



Universal Bracket shown


Social Distancing Screens

Phase 4



Free Standing

Our Free Standing Social Distancing Screens are perfect for reception stations, conference rooms, and training areas. They are available with the clear acrylic foot kits, or F Channel application. They can also have a transaction slot which is perfect for retail spaces.



Social Distancing Screens

Phase 4




Independence

Independence screens are great for divisions of open plan workstations and benching. They are essential for dividing open areas such as cafes, collaboration groups, libraries, gyms, classrooms and training areas.

They are standard with adjustable with glides, and locking casters are available for mobility.

Frames are standard in Designer Grey & Designer White. Other finishes are available.

Clear Acrylic is $\frac{3}{8}$ " thick, standard sizes:
30" x 60" | 36" x 60" | 42" x 60" | 48" x 60"
30" x 72" | 36" X 72" | 42" X 72" | 48" X 72"



Available with casters for easy mobility



Bracket Options

Single Slim Bracket



Used to mount single screens on any worksurface edge. Attaches to underside of surface without damaging your existing tops.

Will accommodate work surfaces up to $1\frac{3}{8}$ " thick. Cast aluminum, nickel finish.

Double Slim Bracket



Used to mount shared screens on back to back worksurfaces. Attaches to underside of surface without damaging your existing tops.

Will accommodate work surfaces up to $1\frac{3}{8}$ " thick. Cast aluminum, nickel finish.

Universal Bracket



Our Universal Bracket attaches to any worksurface edge or may be mounted to most workstation panels.

Will accommodate work surfaces up to $1\frac{1}{4}$ " thick. Cast aluminum, nickel finish.

C-Clamp Bracket Extensions: (specialty applications)

To be used with Universal Brackets to provide slip-on mounting from work surface sides or ends. May be used on surface edges that are knife or post formed styles. Bracket swivels to accommodate bi-directional mounting options. Attaches to underside of surface without damaging your existing tops.

Will accommodate work surfaces up to $1\frac{1}{4}$ " thick.
Steel, painted Designer Grey.

Small C-Clamp



Large C-Clamp



How to order

1. Specify Screen Size
2. Specify Screen Type
3. Specify Hardware Separately
4. Specify Frame Finish (Independence only)

EXAMPLE

AC2448	24" x 48"
FCHAN	F Channel
DG	Designer Grey

Social Distancing Screens

Phase 4

Products	Dimensions	SKU	List Price
12" x 24" Clear Acrylic Screen	11 1/2" H x 24" W x 3/8"D	ACI224	\$185
12" x 30" Clear Acrylic Screen	11 1/2" H x 30" W x 3/8"D	ACI230	\$231
12" x 36" Clear Acrylic Screen	11 1/2" H x 36" W x 3/8"D	ACI236	\$278
12" x 42" Clear Acrylic Screen	11 1/2" H x 42" W x 3/8"D	ACI242	\$370
12" x 48" Clear Acrylic Screen	11 1/2" H x 48" W x 3/8"D	ACI248	\$370
12" x 60" Clear Acrylic Screen	11 1/2" H x 60" W x 3/8"D	ACI260	\$428
12" x 72" Clear Acrylic Screen	11 1/2" H x 72" W x 3/8"D	ACI272	\$487
16" x 24" Clear Acrylic Screen	15 1/2" H x 24" W x 3/8"D	ACI624	\$235
16" x 30" Clear Acrylic Screen	15 1/2" H x 30" W x 3/8"D	ACI630	\$293
16" x 36" Clear Acrylic Screen	15 1/2" H x 36" W x 3/8"D	ACI636	\$352
16" x 42" Clear Acrylic Screen	15 1/2" H x 42" W x 3/8"D	ACI642	\$469
16" x 48" Clear Acrylic Screen	15 1/2" H x 48" W x 3/8"D	ACI648	\$469
16" x 60" Clear Acrylic Screen	15 1/2" H x 60" W x 3/8"D	ACI660	\$544
16" x 72" Clear Acrylic Screen	15 1/2" H x 72" W x 3/8"D	ACI672	\$619
24" x 24" Clear Acrylic Screen	23 1/2" H x 24" W x 3/8"D	AC2424	\$335
24" x 30" Clear Acrylic Screen	23 1/2" H x 30" W x 3/8"D	AC2430	\$419
24" x 36" Clear Acrylic Screen	23 1/2" H x 36" W x 3/8"D	AC2436	\$503
24" x 42" Clear Acrylic Screen	23 1/2" H x 42" W x 3/8"D	AC2442	\$670
24" x 48" Clear Acrylic Screen	23 1/2" H x 48" W x 3/8"D	AC2448	\$670
24" x 60" Clear Acrylic Screen	23 1/2" H x 60" W x 3/8"D	AC2460	\$776
24" x 72" Clear Acrylic Screen	23 1/2" H x 72" W x 3/8"D	AC2472	\$883
30" x 24" Clear Acrylic Screen	29 1/2" H x 24" W x 3/8"D	AC3024	\$419
30" x 30" Clear Acrylic Screen	29 1/2" H x 30" W x 3/8"D	AC3030	\$524
30" x 36" Clear Acrylic Screen	29 1/2" H x 36" W x 3/8"D	AC3036	\$629
30" x 42" Clear Acrylic Screen	29 1/2" H x 42" W x 3/8"D	AC3042	\$838
30" x 48" Clear Acrylic Screen	29 1/2" H x 48" W x 3/8"D	AC3048	\$838
30" x 60" Clear Acrylic Screen	29 1/2" H x 60" W x 3/8"D	AC3060	\$970
30" x 72" Clear Acrylic Screen	29 1/2" H x 72" W x 3/8"D	AC3072	\$1,104
30" x 60" Clear Acrylic Screen, Independence	59 1/2" H x 30" W x 3/8"D w/ 22" D x 38" H frame	ACINDY3060	\$2,181
36" x 60" Clear Acrylic Screen, Independence	59 1/2" H x 36" W x 3/8"D w/ 22" D x 38" H frame	ACINDY3660	\$2,375
42" x 60" Clear Acrylic Screen, Independence	59 1/2" H x 42" W x 3/8"D w/ 22" D x 38" H frame	ACINDY4260	\$2,763
48" x 60" Clear Acrylic Screen, Independence	59 1/2" H x 48" W x 3/8"D w/ 22" D x 38" H frame	ACINDY4860	\$2,763
30" x 72" Clear Acrylic Screen, Independence	71 1/2" H x 30" W x 3/8"D w/ 22" D x 38" H frame	ACINDY3072	\$2,315
36" x 72" Clear Acrylic Screen, Independence	71 1/2" H x 36" W x 3/8"D w/ 22" D x 38" H frame	ACINDY3672	\$2,536
42" x 72" Clear Acrylic Screen, Independence	71 1/2" H x 42" W x 3/8"D w/ 22" D x 38" H frame	ACINDY4272	\$2,978
48" x 72" Clear Acrylic Screen, Independence	71 1/2" H x 48" W x 3/8"D w/ frame 22" D x 38" H	ACINDY4872	\$2,978
Mobile kit (4) Casters for Independence	2" diameter, locking, black	ACINDYFM	\$136
F Channel, With VHB Adhesive	1" H x 1" W by screen length (-) 2 inches	FCHAN	\$96 per screen
Acrylic Free Standing Foot Kit	8"W x 4"H with 2 slots	ACFKIT	\$80 per screen
Bracket, Screen, Universal	2 1/8" W x 1 1/2"D x 2 1/2"H	5CSDSPMSV	\$104 per screen
Bracket, Single Slim	1 5/8" W x 1 3/8"D x 3 7/8"H	5CBSSSV	\$104 per screen
Bracket, Double Slim	1 5/8" W x 1 3/8"D x 3 7/8"H	5CBDSSV	\$104 per screen
Bracket, Add-On, C-Style, Small	1 1/2" W x 1" D	5CSDSPMC1SV	\$55 each
Bracket, Add-On, C-Style, Large	1 1/2" W x 4" D	5CSDSPMC3SV	\$65 each

Clean & Care Instructions

Avoid Abrasive cleaners such as: dry powders, acids, graffiti cleaner, steel wool and scrubbing pads as these may cause dulling to finishes, reactions with plastics, and scratch marks. Using the incorrect cleaner or cloth can result in marring of the acrylic or fabric.

Acrylic: Always soft, non-abrasive cloth (not paper towel unless it is soft, not textured). Cleaners tested on the product have been Clorox wipes, Hand Sanitizer (with Isopropyl Alcohol (70%) or Hydrogen Peroxide) and wiped clean with the non-abrasive cloth as mentioned before to remove excess product.

Recommended Cleaning Steps

- Apply appropriate cleaning solution (see recommended cleaning solutions above) to a piece of white, lint free cloth. Use a hand spray applicator, do not oversoak.
- If required, renew the cleaning cloth. Repeat process until there is no further transfer of the dirt to the cloth
- Use a clean cloth or sponge soaked in water to remove any residue.
- Allow treated surface to air dry

PET (Polyethylene terephthalate):

Recommended Cleaning Solutions

- 50/50 solution of warm water and bleach (5.25% sodium hypochlorite solution)
- 3% Hydrogen peroxide
- Distilled water (for stain removal only)

****** Cleaning information is offered for general guidance and is not a guarantee. The use of certain cleaning agents can be harmful to the surface appearance and lifespan of a product. Gateway assumes no responsibility for damage to a product resulting from lack of cleaning, improper cleaning or the misuse of cleaning agents. Certain clothing and accessory dyes (such as those used on denim jeans) may migrate to materials and cause permanent damage. Gateway cannot be held responsible for dye transfer caused by external contaminants.

